

Avista Corporation
1411 East Mission P.O. Box 3727
Spokane, Washington 99220-3727
Telephone 509-489-0500
Toll Free 800-727-9170

RECEIVED



2012 MAY -3 AM 9: 15

IDAHO PUBLIC
UTILITIES COMMISSION

April 30, 2012

State of Idaho
Idaho Public Utilities Commission
P.O. Box 83720
Boise, Idaho 83720-0074

RE: Monthly Deferred Cost Report

Enclosed please find seven copies of the PGA monthly report of activity in the Gas Deferral Accounts for March 2012. This information is submitted in compliance with Order Number 32471 issued in the Company's most recent Purchase Gas Cost Adjustment filing (Case No. AVU-G-12-01).

If you have any questions regarding this information please feel free to call me at (509) 495-4124.

Sincerely,

A handwritten signature in black ink that reads "Craig L. Bertholf". The signature is written in a cursive style with a large, prominent initial "C".

Craig L. Bertholf
Rate Analyst
State and Federal Regulation

Enclosures

Avista Utilities
 State of Idaho
 Gas Costs Deferred and Amortized

	Last Year		November 2011 - February 2012 Account Activity			Month Of March 2012 Account Activity		Total
	Balance Ending 11/1/11 <Refund> or Surcharge	Refunded or <Surcharged> To Customers	Interest <Refunded> or Surcharged to Customers	Balance Ending 2/29/12 <Refund> or Surcharge	Refunded or <Surcharged> To Customers	Interest <Refunded> or Surcharged to Customers	Balance Ending 3/31/12 <Refund> or Surcharge	
Summary of Amortization (Note 1)	(\$1,533,035.17)	\$1,296,785.58	(\$977.86)	(\$237,227.45)	\$245,080.32	\$150.02	\$8,002.89	


	Last Year		November 2011 - February 2012 Account Activity			Month Of March 2012 Account Activity		Total
	Balance Ending 11/1/11 <Refund> or Surcharge	Refunded or <Surcharged> To Customers	Interest <Refunded> or Surcharged to Customers	Balance Ending 2/29/12 <Refund> or Surcharge	Refunded or <Surcharged> To Customers	Interest <Refunded> or Surcharged to Customers	Balance Ending 3/31/12 <Refund> or Surcharge	
Summary of Deferral (Note 2)		(\$2,475,047.51)	(\$6,445.66)	(\$2,481,493.17)	(\$368,903.67)	(\$2,467.22)	(\$2,852,864.06)	

	Last Year		November 2011 - February 2012 Account Activity			Month Of March 2012 Account Activity		Total
	Balance Ending 11/1/11 <Refund> or Surcharge	Refunded or <Surcharged> To Customers	Interest <Refunded> or Surcharged to Customers	Balance Ending 2/29/12 <Refund> or Surcharge	Net Refund or <Surcharge> To Customers	Interest <Refund> or Surcharge to Customers	Balance Ending 3/31/12 <Refund> or Surcharge	
Total of Amortization and Deferrals	(\$1,533,035.17)	(\$1,178,261.93)	(\$7,423.52)	(\$2,718,720.62)	(\$123,823.35)	(\$2,317.19)	(\$2,844,861.17)	

Note 1 - Amortization is recorded in Account 191000 based on Thirteenth Revision Sheet 155, effective 10/1/11. This Sheet decreases the rates of firm Schedules 101 and 111 by \$.02885 per therm in all blocks and decrease the rates of Schedule 131 by \$.03314 per therm.

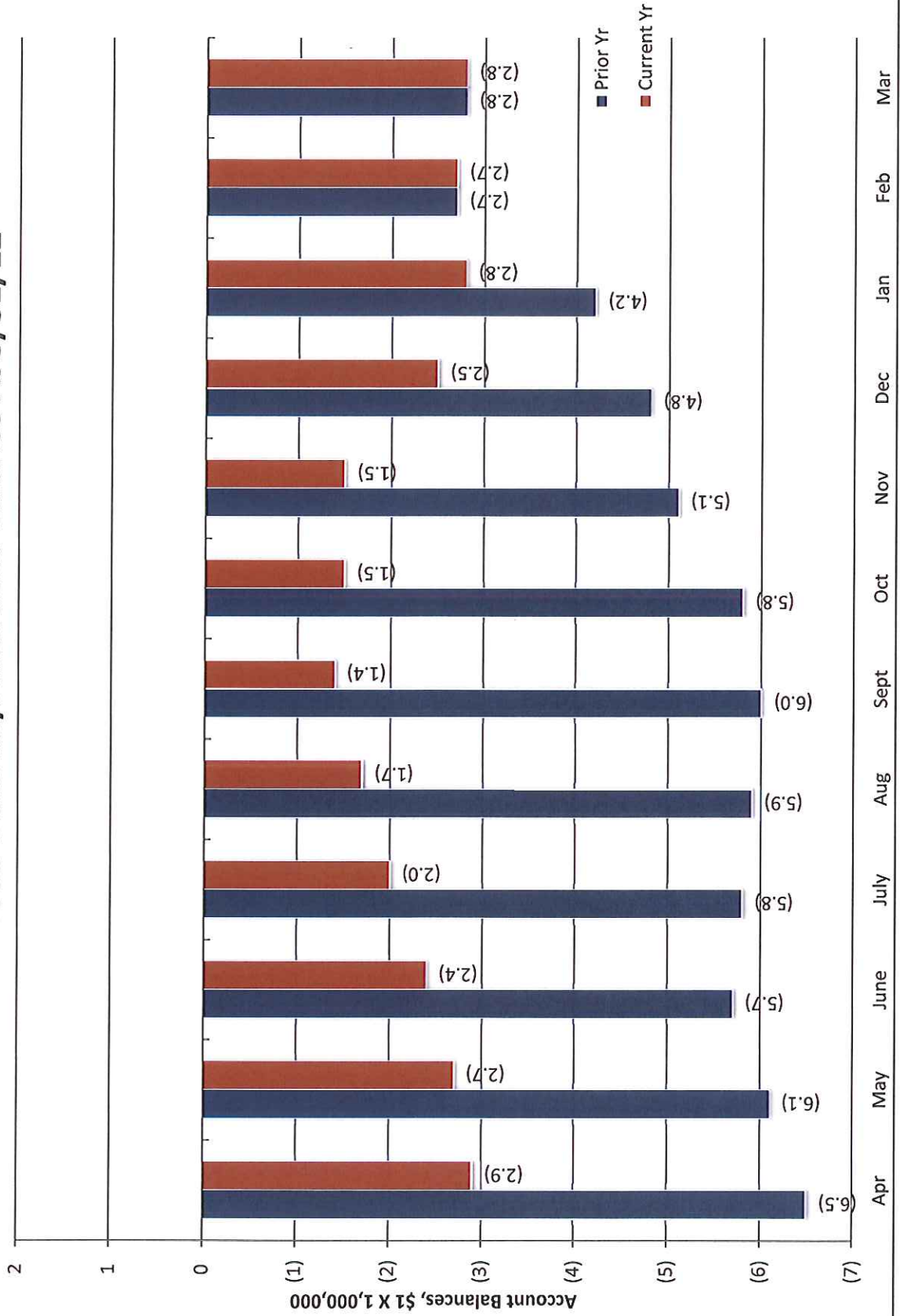
Note 2 - Seventeenth Revision Sheet 150, effective 3/1/12, governs the accounting of deferred gas cost differences. These differences are recorded monthly to Account 191010 and are based on the weighted average cost of gas, including a gross revenue factor, per therm as follows:

	Firm Schedule 101	Firm Schedule 111	Firm Schedule 112	Interruptible Schedule 131	Interruptible Schedule 132
Demand Cost	\$0.11176	\$0.11176	\$0.11176		
Commodity Cost	\$0.36216	\$0.36216	\$0.36216	\$0.36216	\$0.36216
Total Gas Cost	\$0.47392	\$0.47392	\$0.47392	\$0.36216	\$0.36216

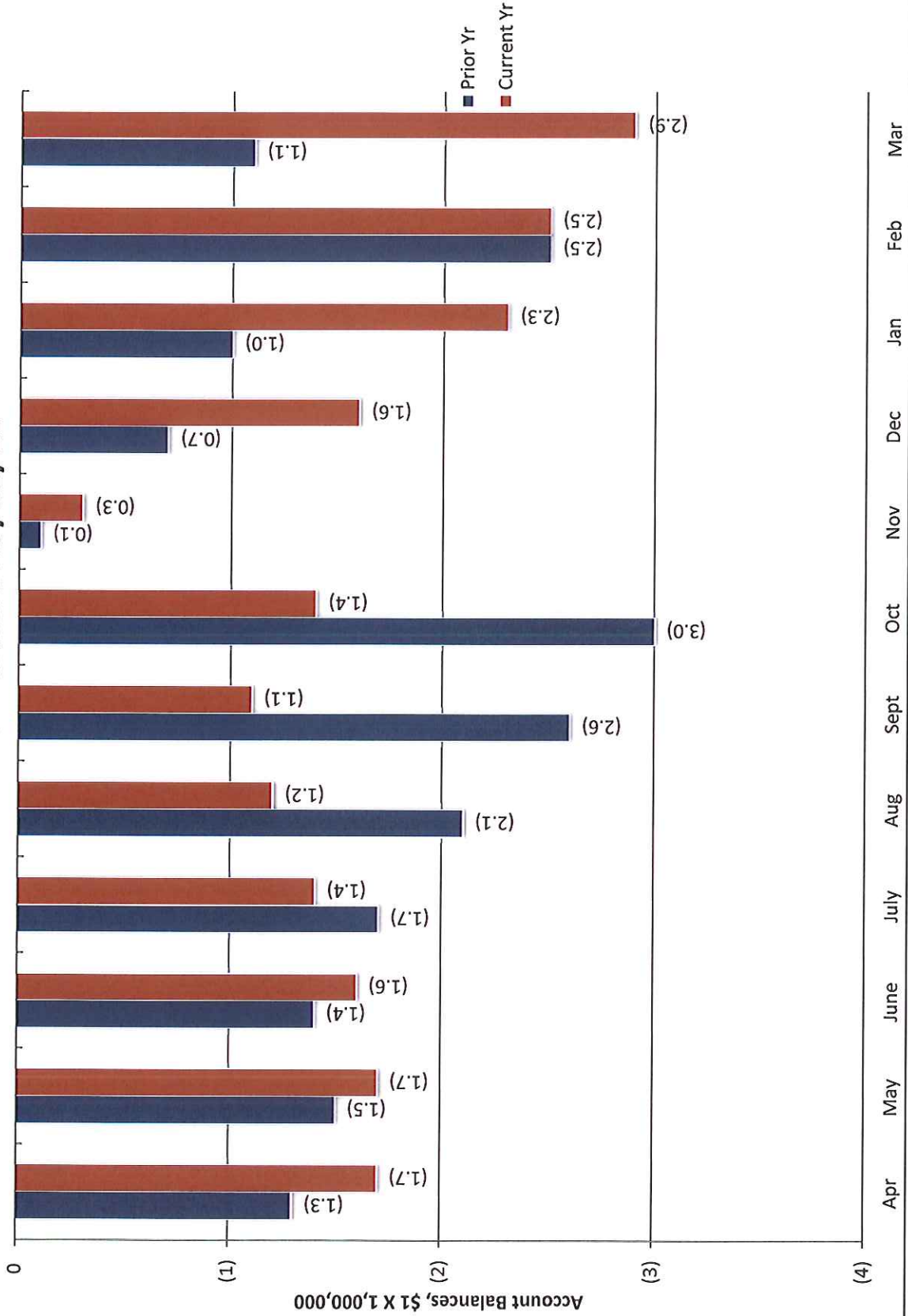


AVISTA UTILITIES

Total Deferral/Amortized Balance At 3/31/12



AVISTA UTILITIES Deferral Balance At /31/12



AVISTA UTILITIES

Amortized Chart At 3/31/12

